

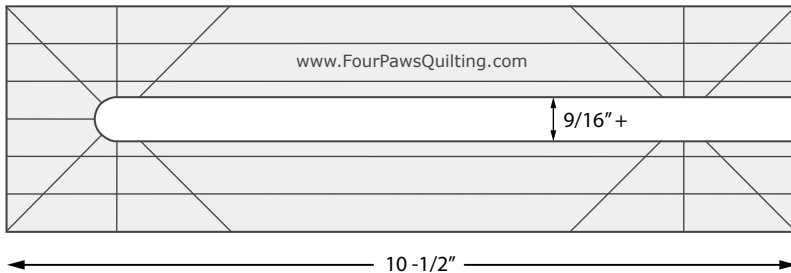


Line Tamer Template by Four Paws Quilting

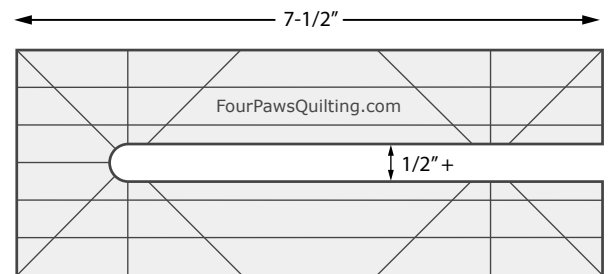
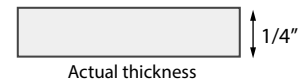
July 18, 2017

Line Tamer Models

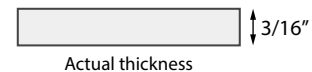
Note: The 3/16" template isn't on my website yet because I'm looking for a new supplier. I do have several of them available though. Contact me if you're interested.



All three of these templates are 1/4" thick.



This template is 3/16" thick. It's meant for domestic machines that don't have enough space for a 1/4" template. To check, put two cutting rulers on top of each other and see if they fit under the shaft where it meets the foot. If not, get this one.



** The 3/16" template is for sit down machines only. Do NOT use on a frame.

What do I need in order to use the Line Tamer?

The Line Tamer needs the same things that any other template needs—a ruler foot and a flat surface, big enough to support the template.

A ruler foot is circular and about 1/4" thick. That thickness lets it ride along the edge of a template, with no danger of it slipping under or over. Never use a thin sewing foot with a template—it's dangerous, and can damage you or your machine.

If your machine is inset in a table, you don't need an extension table. Otherwise, you need a piece that fits on the machine and increases the sewing surface area so that the template is supported all along its length.

What size Line Tamer do I need for my machine?

Look at the table on page 2. If your machine doesn't come with a ruler foot, you'll need to buy a third party foot. There's a list of some on page 3.

Line Tamer Size Information

Machine	Template Size	Notes
A1	1/2"	
APQS	Varies	See below
Baby Lock: Crown Jewel and Tiara	1/2"	
Bailey's Home Quilter	1/2"	
Bernina Longarm	1/2"	
Gammill	9/16"	
HandiQuilter	1/2"	
Innova, open toe foot	1/2"	
Innova, closed toe foot	Varies	The original closed toe foot was bigger than 1/2". The newer ones are 1/2". Use a tape measure, or compare it to the open toe foot. If it's bigger than 1/2", get the 9/16" template. Otherwise, get the 1/2" template.
Juki QVP Longarm	1/2"	
Nolting	1/2"	
Pfaff Powerquilter		Same as Tin Lizzie
Tin Lizzie standard foot	---	Not recommended. This foot is 3/8". You can use the 1/2" template, but the fit will be quite loose.
Tin Lizzie, ruler Foot	9/16"	
Viking Platinum		Same as Tin Lizzie

APQS original foot	9/16"	Before March 2017, the foot was 9/16", with a shaft that slants out right from the foot. Unfortunately, the weld holding the foot to the shaft may interfere with templates. To check, put two cutting rulers on top of each other and see if they fit under the shaft. The 1/2" foot is available from APQS if you want to replace the 9/16".
APQS new foot	1/2"	In March 2017, APQS started selling machines with a 1/2" foot. It has a shaft that goes straight up from the foot, before slanting out.



Ruler Feet

There are several feet made specifically to use with templates, if your machine doesn't come with one. The best places to find information are your dealer, an online forum for your machine or forums for machine quilting in general.

These are some of the add-on feet. Please note that I don't know much about them, and can't make any recommendations. This table is just to help you decide which Line Tamer you need.

Add-on Foot	Template Size	Website
Bernina Ruler Foot	1/2"	Widely available. Check your local quilt shop or search on "Bernina ruler foot"
Clarity Ruler Foot	1/2"	www.accentsindesign.com/ruler-foot
Fat Foot	1/2"	www.hinterberg.com/prod-Foot__Fat_Foot-239.aspx
Finishing Touches Ruler Foot	1/2"	www.finishingtouchesquiltingstudio.com
Janome Convertible Foot + Ruler Foot	1/2"	Widely available. Check your local quilt shop or search on "Janome ruler foot"
Tin Lizzie Ruler Foot	9/16"	This can be hard to find. Here are two sources: squareup.com/market/texas-quilt-machines www.floydandlizzies.com/shop/Sewing-Machine-Accessories/Tin-Lizzie-18/Feet/p/TL18-RULER-FOOT.htm
Westalee Ruler Foot	1/2"	www.westalee.com.au/domestic.php